



Specialist for Pumping Technology

INNOVATION
EFFICIENCY
QUALITY



J Line

Heavy Duty, Single Stage, Double Suction,
Between Bearing, API 610 Process Pump

For more than 60 years the name Ruhrpumpen™ has been synonymous worldwide with innovation and reliability for pumping technology

Ruhrpumpen is an innovative and efficient centrifugal pump company that offers operators of Pump Systems a wide range of quality products. Ruhrpumpen is committed to worldwide excellence, with a complete range of pumps to support core markets such as Petrochemical, Oil & Gas, Power, Heavy Industry Applications, Mining and Water. Our broad product line complies with the most demanding quality standards and industry specifications such as: API, ANSI and Hydraulic Institute Standards.

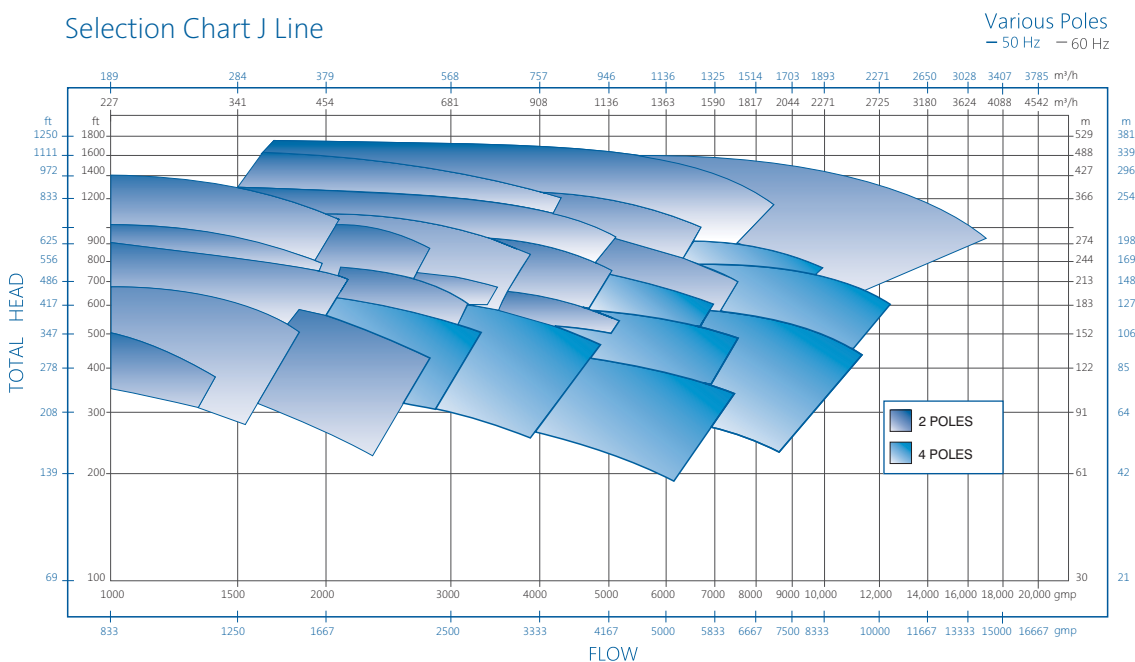
Heavy Duty, Single Stage Process Pumps

The Type J is an API 610, radially split, single stage, double suction, dual volute process pump mounted between bearings and designed for continuous heavy-duty service on a broad range of process and industrial applications.

Qualified specialists in all departments ensure that the pumps and equipment from our works are able to operate under the most arduous conditions.

Intensive research and development ensure that the products of Ruhrpumpen are continuously improved to meet the latest technical requirements.

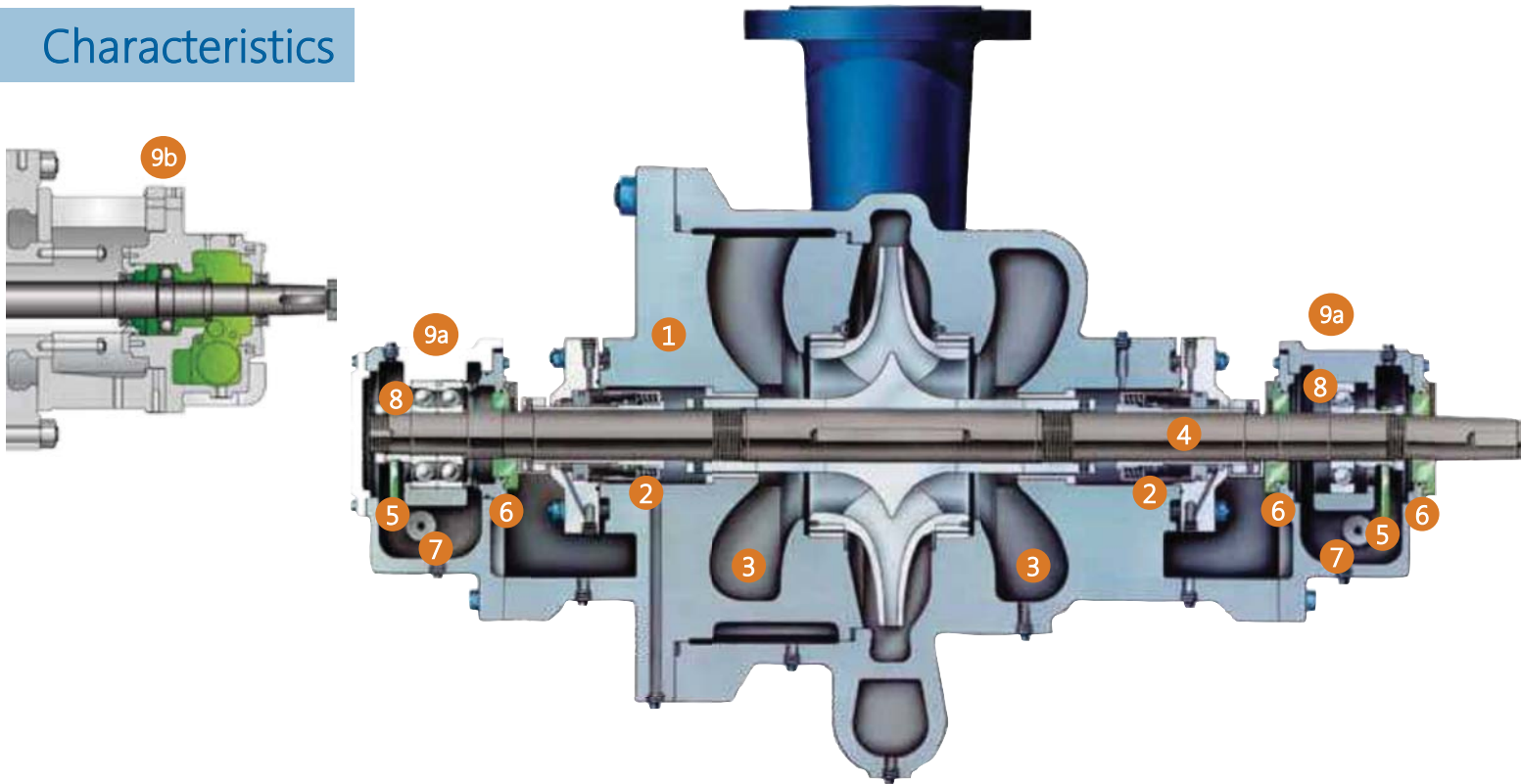
Performance Range



Broad Application Range

- Heavy-duty high temperature process.
- Process and Industrial applications including: charge, transfer, injection and utility booster.

Characteristics



- 1** Heavy duty, dual volute, centerlined supported, radial split casing designed to reduce the effects of piping loads, thereby maximizing the life of bearings, seals and wear rings. The single cover casing design minimizes alignment problems.
- 2** Seal chambers are designed to accommodate all API single, tandem, double and bellows cartridge seal configurations and packing arrangements.
- 3** Dynamically balanced, double suction impeller minimizes thrust problems, reduces NPSH requirements and provides smooth operation for longer mechanical seal and bearing life.
- 4** Between bearing, stiff shaft design reduces shaft deflection for longer bearing and mechanical seal life.
- 5** Positive positioned oil rings assure complete oil penetration into the bearing without foaming and thereby extend bearing life. Provisions for oil mist lubrication are standard design.
- 6** Labyrinth flingers at each end of the bearing housing provide built-in protection of the lubrication against contamination.
- 7** Standard finned cooling inserts reduce bearing temperatures on hot services and lengthen bearing life. The insert is made of corrosion-resistant materials to handle the most difficult cooling liquids.
- 8** Optional bearing designs and lubrication systems can be custom-fit to application. Pressure lubrication systems to API 610 or 617 are available.
- 9** Bearing bracket design available in:
 - 9a** 180 Degree.
 - 9b** 360 Degree for high energy pumps (JD Pump).

PRODUCT DESCRIPTION

- Dual volute, heavy walled, centerline - supported casing.
- Optional bearing design.
- Positive - positioned oil rings.
- Standard finned cooling inserts.
- Stuffing boxes accommodate all sealing arrangements.
- Dynamically-balanced, double suction impeller.
- Positive-positioned oil rings.
- Between-bearing, stiff-shaft design.
- Heavy structural baseplate resists vibration.








PERFORMANCE DATA

Capacity	up to 30,000 U.S. gpm	6,814 m ³ /h
Head	up to 2,000 ft	610 m
Pressure	up to 1,813 psig	125 bar
Temperature	-300 °F to 850 °F	-185 °C to 450 °C

Note: For pump operations outside this range, please contact a Ruhrpumpen representative



RUHRPUMPEN PLANTS

-  GERMANY, Witten
-  USA, Tulsa & Orland
-  MEXICO, Monterrey
-  EGYPT, Cairo
-  INDIA, Chennai
-  BRAZIL, Rio de Janeiro
-  ARGENTINA, Buenos Aires

More Information:

