

# ELIMINATOR

## PUMPS FOR ABUSIVE APPLICATIONS

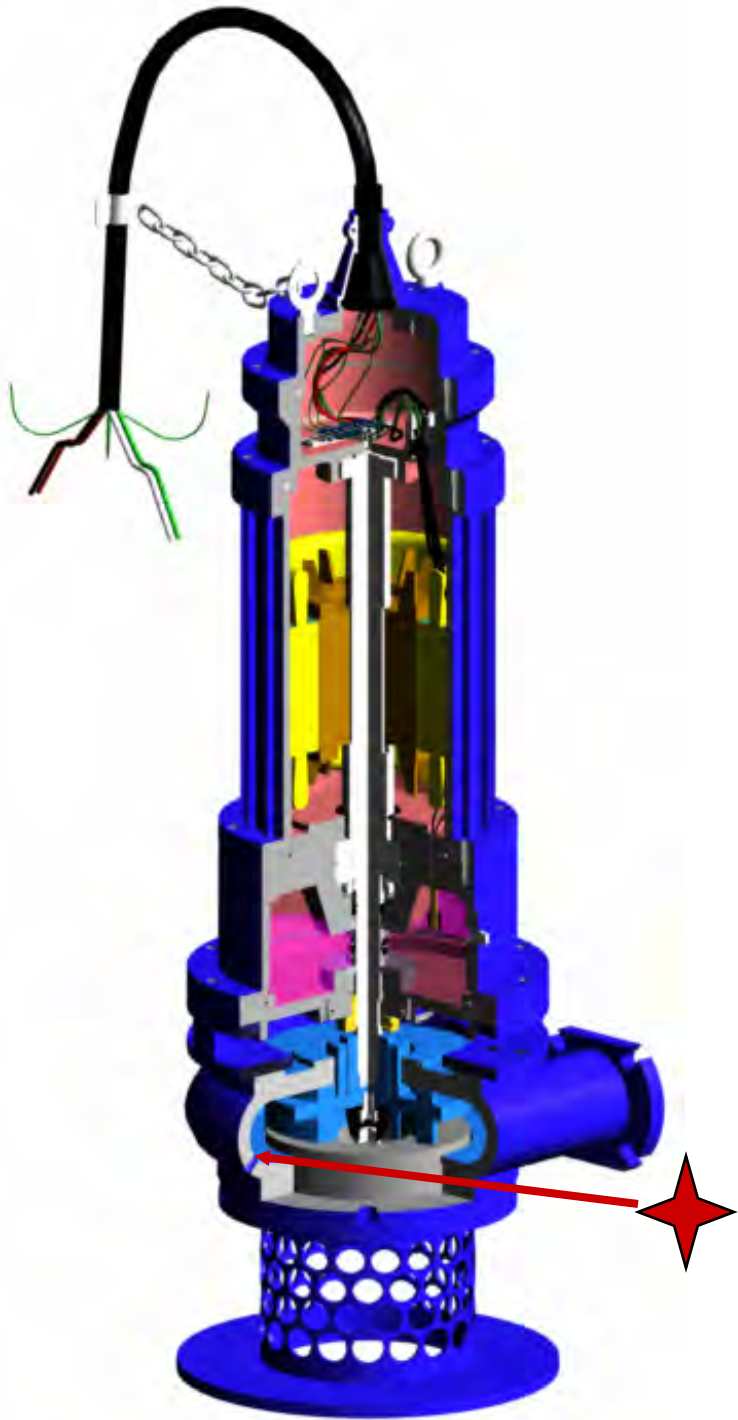


Submersible / Horizontal Pumps  
**ELIMINATOR**™



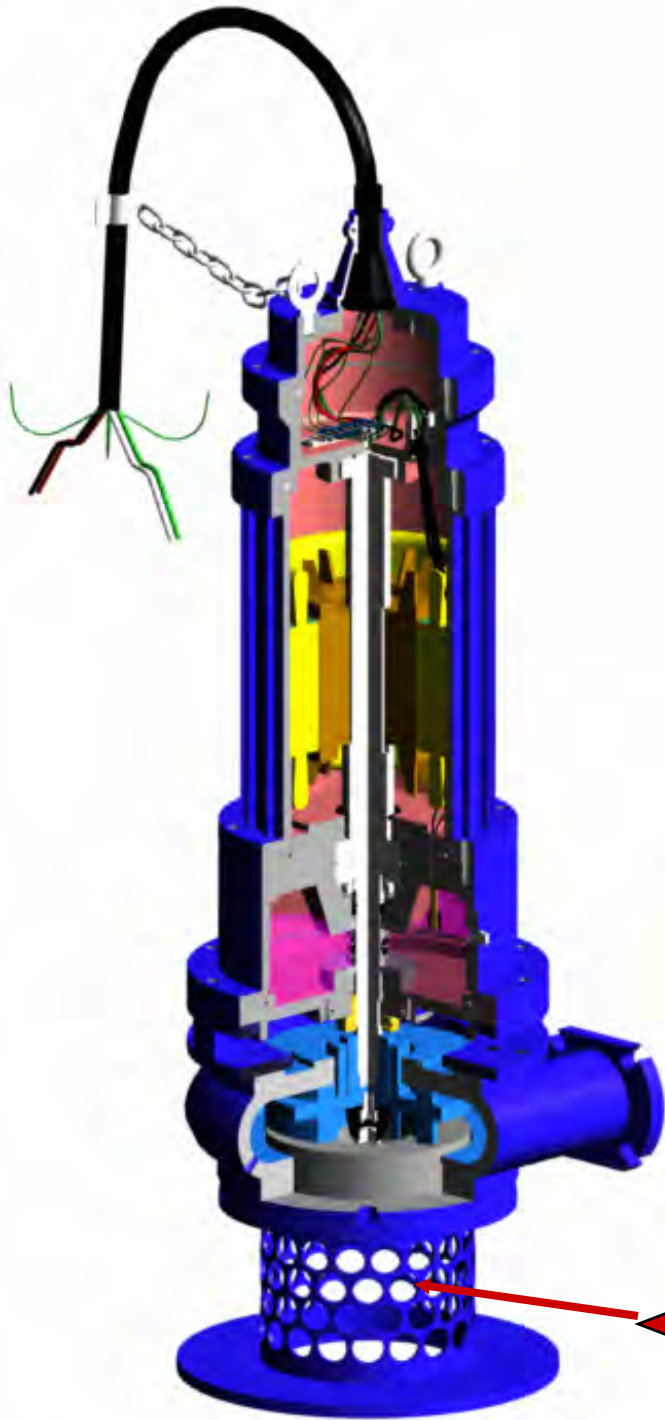
GPMCO

# Features & Benefits



Casing with **SPRAY HOLES** to agitate settled solids.


# Features & Benefits



Optional **AGITATOR** for coarse, rapid settling solids.

# LH (LOW HEAD) WET ENDS

LH (original Low Head wet end)



Developed for pumping taconite pellets and other coarse abrasives on the Iron Range

Open radial flow impeller with generous wear allowance handles large particles with ease

Heads to 200+ feet, flows to 4500 USGPM

Spray hole & agitator technology for difficult slurries

28% chrome iron wear parts are standard – 650 BHN min.

*Solids in suspension so they can be pumped out.*





24. 5. 2001 15:52

**EW DESIGN FEATURES**

LARGE RUNNING CLEARANCE (FRONT & BACK)

BACK PULL OUT DESIGN

SLIP-ON FLANGES

BOLT ON IMPELLER

TIGHT ANNUAL CLEARANCE SEAL

EXTRA THICK SHELL

ANNUAL CLEARANCE ADJUSTED WITH GASKET

HIGH CHROME IRON WETTED PARTS

